



## *Powered Access Line*

**NEW**



**Easy Up 5  
Easy Up 5 SP**


## Standard Equipment

- Manual emergency lowering device
- Battery charger with automatic switch-off
- Low battery alert
- Battery switch-off
- Inclinator with cut out and alarm
- Load sensor with audible/visual motion cut out and alarm
- Electrical scissor protection
- Non marking tires
- Cylinder holding valve
- Non-slip deck surface
- Full height access gate with spring-lock

## Benefits

- ✓ Smooth roller castors with non-marking tyres suitable for soft ground
- ✓ It can be driven through standard doorways and carried in passenger elevators
- ✓ Ease of transport thanks to fork lift, lifting points and several slinging hook points
- ✓ Outstanding battery capacity provides long endurance
- ✓ Safe and reliable emergency lowering device with pull-up handle
- ✓ Digital inclinometer with cut out and audible alarm when exceeding the allowable tilt angle (no stabilisers required)
- ✓ Battery charger can be switched on for long periods, ensuring 100% battery charge

## Easy Up 5




All the component parts are easily accessible for servicing.



Safety beam, for use, during maintenance.



Functional chassis design for easy cleaning.



Winching eye for easy transport.




Auto braking on castors.



Removable control allows for easy and safe movement  
Equipped with key switch and emergency stop button.



Easy Up 5 SP



## Standard Equipment

- Manual emergency lowering device
- Battery charger with automatic switch-off
- Low battery alert
- Battery switch-off
- Inclinator with cut out and alarm
- Load sensor with audible/visual motion cut out and alarm
- Electrical scissor protection
- Non marking tires
- Cylinder holding valve
- Non-slip deck surface
- Full height access gate with spring-lock
- 2WD traction, DC electric motors
- Electromagnetic brakes on the 2WD
- Swivel caster interlock for straight line driving
- Pothole protection
- Control box on platform IP65, with proportional joystick and emergency stop
- Selector for 3 different proportional speed
- Audible motion alarm
- Horn
- Ground control panel with key switch
- Flashing beacon

## Benefits

- ✓ Smooth roller castors with non-marking tyres suitable for soft ground
- ✓ It can be driven through standard doorways and carried in passenger elevators
- ✓ Ease of transport thanks to fork lift, lifting points and several slinging hook points
- ✓ Outstanding battery capacity provides long endurance
- ✓ Safe and reliable emergency lowering device with pull-up handle
- ✓ Digital inclinometer with cut out and audible alarm when exceeding the allowable tilt angle (no stabilisers required)
- ✓ Battery charger can be switched on for long periods, ensuring 100% battery charge
- ✓ Higher productivity thanks to the powered traction also allowed at full height
- ✓ Reduced environmental impact by electric traction
- ✓ Ideal for delicate and raised access flooring
- ✓ Easier loading operation on ramps
- ✓ Excellent manoeuvrability, safe, quick and precise positioning in very congested sites



Pothole protection steel shoes welded nearby the wheels.



Sturdy IP65, simple and intuitive control box.



Proper and ergonomic components disposition for easier and faster maintenance task.



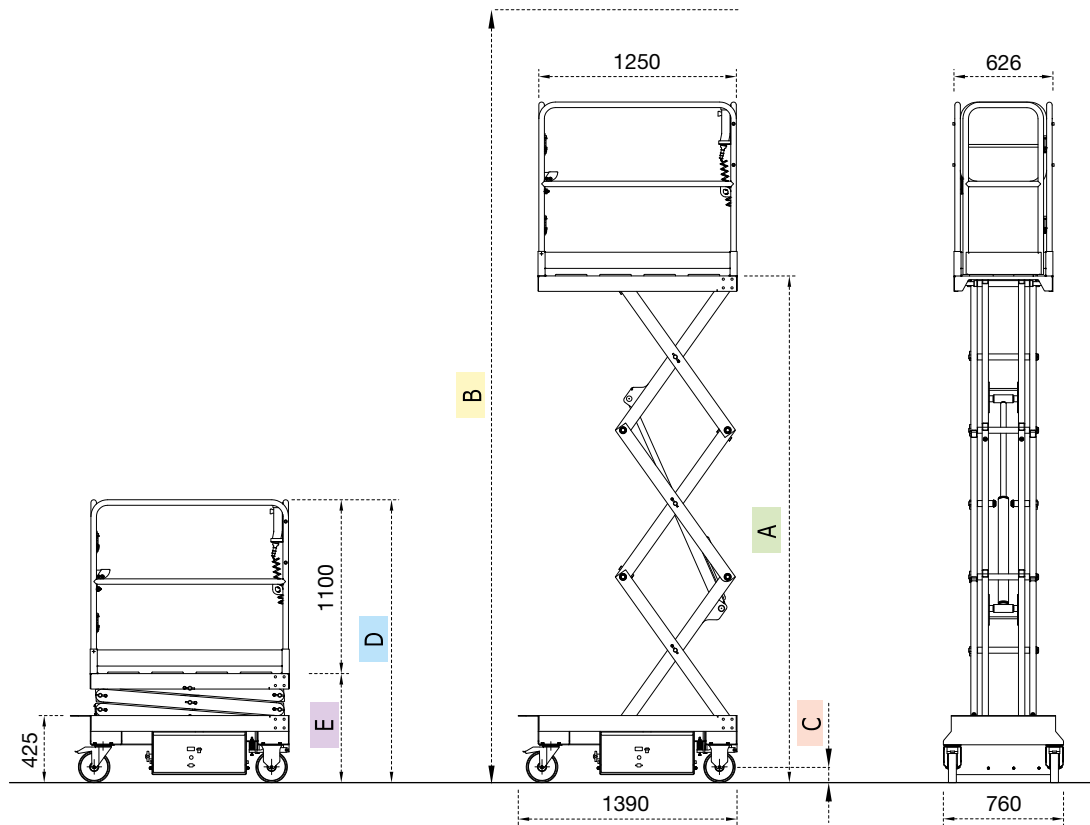
Swivel castor interlock for straight line driving.



Flashing beacon warning for machine in action.



Ground control panel, intuitive and well protected from accidental bumps.



|                                  |         | EASY UP 5 | EASY UP 5 SP |
|----------------------------------|---------|-----------|--------------|
| Number of scissors               |         | 3         | 3            |
| A                                | mm      | 3200      | 3200         |
| B                                | mm      | 5200      | 5200         |
| C                                | mm      | 60        | 60           |
| D                                | mm      | 1790      | 1790         |
| E                                | mm      | 690       | 690          |
| Capacity (including 1 person)    | kg      | 200       | 200          |
| Electric motor (power pack)      | kW      | 1,6       | 2            |
| Electric drive motors            | V/kW    | —         | 24/1         |
| Battery                          | V/Ah    | 12/105    | 2 x 12/105   |
| Battery charger                  | V       | 230       | 230          |
| Oil tank capacity                | l       | 2         | 2            |
| Lifting time                     | s       | 17/17     | 17/20        |
| Max side/longitudinal tilt angle | degrees | 1,3/2,5   | 1,5/2,5      |
| Gradeability                     | %       | —         | 25           |
| Traction speed                   | km/h    | —         | 0 - 4        |
| Safety traction speed            | km/h    | —         | 0,6          |
| Internal turning radius          | m       | —         | 0            |
| External turning radius          | m       | —         | 1,25         |
| Total weight                     | kg      | 390       | 500          |